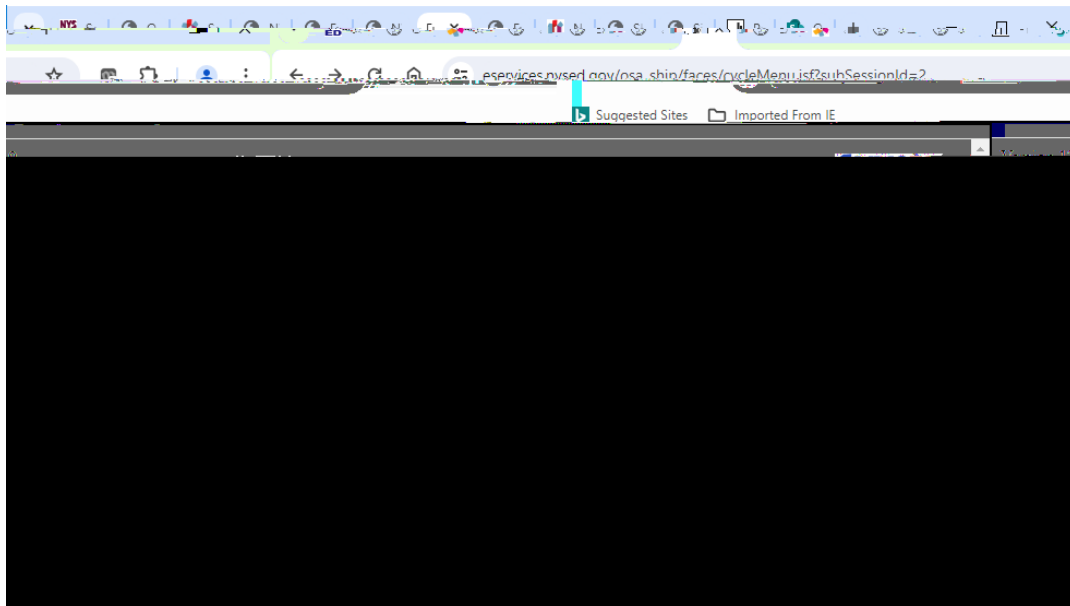


The Investigations for Life Science: Biology and the primary PE(s) measured by each are:


- Structure and Function: Balancing Act – Exploring Feedback and Homeostasis (PE: HS-LS1-3)
- Inheritance and Variation of Traits: Unraveling the Mystery of Lactose Tolerance¹ (PE: HS-LS3-3 & HS-LS1-1)
- Interdependent Relationships in Ecosystems: For the Birds – Designing Solutions (PE: HS-LS-2-7)

The Investigations provide authentic, hands-on scientific and engineering experiences that allow students to demonstrate the knowledge and skills from the Learning Standards. However, the Investigations themselves are not considered a State assessment; rather, they are locally administered,


2. You will then be taken back to the [NYSED Business Application Portal](#) web page.
 - a. Under the heading *My Applications*, located toward the top of this page, click on “Examination Request System.”
3. The *Request Agreement* page will appear; click “Accept” to indicate your agreement and continue.
4. Under *Select Examination Period*, choose “Required Science Investigations” from the drop-down menu and click “Go.”
 - a. **Note:** This step has been updated since the 2022 introduction of the ELS and ILS Investigations. In order to select any of the available Science Investigation materials, you *must* now select “Required Science Investigations” during this step.



5. The “Required Science Investigations” landing page will appear. In the center of the page, there are three weblinks that, when selected, allow access to the respective ELS, ILS, or SLS Investigations (at this time, *Earth and Space Sciences* and *Life Science: Biology* are available for SLS). Clicking the “Previous Page” button will return you to the “Select Examination Period” page.”



7. By selecting *Earth and Space Sciences* from the Required Science Investigations landing page, you will be presented a new page with multiple links that provide the options to download these SLS files individually, by investigation.
 - a. Choose which files you wish to download by clicking on the corresponding link to open them, or by right-clicking on the desired file link to save the file to your computer.



- b. When you are finished downloading all desired files from this page, click the “Previous Page” button at the bottom of the page. You will then be returned to the Required Science Investigations landing page.

8.